


SYSTEM CONDITIONS

IN NORMAL OPERATION

i.e. No fire alarms or faults present.

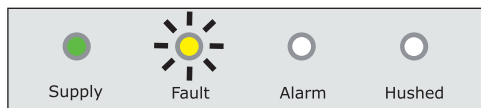
- Green 'Supply' light will be on steady (shown below).



IF THERE IS A GENERAL FAULT

e.g. Device, wiring or battery fault.


- Yellow 'Fault' light will flash (shown below) and the beeper sounds.



- Press the HUSH button to silence the beeper for 24 hours.
- If fault does not automatically clear, report the fault to a responsible person.

IF THERE IS A MAINS FAULT

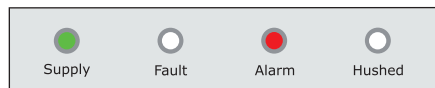
- Green 'Supply' light will flash (shown below) and the beeper sounds.



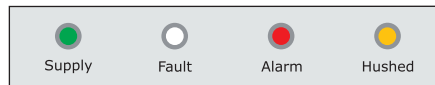
- Press the HUSH button to silence the beeper for 24 hours.
- If fault does not automatically clear, report the fault to a responsible person.

IF THERE IS A FIRE ALARM

- Fire alarm sounders will operate.
- Red 'Alarm' light will be on steady (shown below) and the beeper sounds.



- Press the HUSH button to silence the fire alarm sounders for 2 minutes.
- Red 'Alarm' and amber 'Hushed' lights will be on steady (shown below) and the beeper silenced.



- If the fire alarm does not clear after 2 minutes, the fire alarm sounders will operate again.

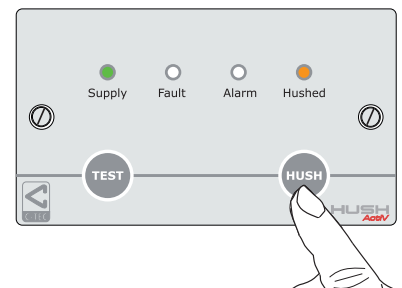
HOW TO START A 15 MINUTE HUSH (SILENCE) PERIOD IN NORMAL OPERATION (E.G. WHEN COOKING)

Press the HUSH button. Amber 'Hushed' light will be on steady (shown right).

A 15 minute hush (silence) period starts during which no alarms will be raised by the system's fire detectors. After 15 minutes the system automatically returns to normal operation.

To return to Normal Operation, press the HUSH button (between 0 and 12 minutes).

To restart another 15 minutes hush (silence) period, press the HUSH button (between 13 and 15 minutes).



HOW TO TEST THE SYSTEM (TO BE PERFORMED MONTHLY)

Press and hold the TEST button for 3 seconds or more (shown right). The beeper will sound.

All fire alarm sounders will operate on and off for approx. 5 seconds and then automatically return to normal operation.

Check all sounders operate.

